


20

Telangana

**FORMAT FOR ANNUAL ACTION PLAN 2015-16 as 50:50 (Central:State) funding pattern
On Farm Water Management (OFWM) - Telangana State Micro Irrigation Project (TSMIP)
Total A+B**

State: Telangana

Technology	Category of farmers	Targeted Area(Ha)			Estimated No of Beneficiaries			Average unit Cost	Total Estimate Cost (Rs. in lakhs)			Sharing of amount among Central Govt., State Govt. and Beneficiaries (Rs. in lakhs)												
		DPAP	Non DPAP	Total	DPAP	Non DPAP	Total		DPAP	Non DPAP	Total	Share of Central Govt. / Assistance Sought from DAC			Mandatory State Govt. Share			Share of Beneficiary Contribution			Additional State Govt. Share, if any (Additional Subsidy by State Govt. to Beneficiaries)			
												DPAP	Non DPAP	Total	DPAP	Non DPAP	Total	DPAP	Non DPAP	Total	DPAP	Non DPAP	Total	DPAP
1	2	3	4	5	6	7	8	9	10	11	12	13	14	15	16	17	18	19	20	21	22	23	24	
Drip Irrigation System (Wide spaced crop)	S & M																							
	8m &	485	528	1013	485	528	1013	23500	121.17	131.95	253.13	36.35	39.59	75.94	36.35	39.59	75.94	8.67	9.44	18.11	39.80	43.34	83.14	
	4m to <8m	1723	1877	3600	1723	1877	3600	33900	610.06	664.34	1274.40	183.02	199.30	382.32	183.02	199.30	382.32	43.65	47.54	91.19	200.37	218.20	418.57	
	2m to <4m	517	563	1080	517	563	1080	58400	309.68	337.24	646.92	92.90	101.17	194.06	92.90	101.17	194.06	22.16	24.13	46.29	101.71	110.76	212.48	
	Other																							
	8m &	54	59	113	54	59	113	23500	13.46	14.66	28.13	3.03	3.30	6.33	3.03	3.30	6.33	2.69	2.93	5.63	4.71	5.13	9.84	
4m to <8m	191	209	400	191	209	400	33900	67.78	73.82	141.60	15.25	16.61	31.86	15.25	16.61	31.86	13.56	14.76	28.32	23.72	25.84	49.56		
2m to <4m	57	63	120	57	63	120	58400	34.41	37.47	71.88	7.74	8.43	16.17	7.74	8.43	16.17	6.88	7.49	14.38	12.04	13.11	25.16		
Drip Irrigation System (Closed spaced crop)	S & M																							
	1.2m to <1.2m	7953	8661	16614	7953	8661	16614	85400	6911.26	7526.30	14437.57	2073.38	2257.89	4331.27	2073.38	2257.89	4331.27	612.45	666.96	1279.41	3799.94	4138.10	7938.03	
	Other																							
	1.2m to <1.2m	884	962	1846	883	963	1846	85400	767.92	836.26	1604.17	172.78	188.16	360.94	172.78	188.16	360.94	190.20	207.13	397.33	415.25	452.20	867.45	
		287	313	600	287	313	600	100000	291.53	317.47	609.00	65.59	71.43	137.03	65.59	71.43	137.03	70.90	77.21	148.12	152.42	165.99	318.41	
Micro Sprinkler Irrigation System	S & M	47	52	99	47	52	99	58900	27.91	30.40	58.31	8.37	9.12	17.49	8.37	9.12	17.49	2.00	2.18	4.17	9.17	9.98	19.15	
	Other	5	6	11	5	6	11	58900	3.10	3.38	6.48	0.70	0.76	1.46	0.70	0.76	1.46	0.62	0.68	1.30	1.09	1.18	2.27	
Mini Sprinkler Irrigation System	S & M	4	4	8	4	4	8	85200	3.30	3.60	6.90	0.99	1.08	2.07	0.99	1.08	2.07	0.24	0.26	0.49	1.09	1.18	2.27	
	Other	0	0	1	0	0	1	85200	0.37	0.40	0.77	0.09	0.09	0.17	0.08	0.09	0.17	0.13	0.14	0.27	0.07	0.08	0.15	
Portable Sprinkler Irrigation System	S & M	4411	4803	9214	4411	4803	9214	19600	864.52	941.48	1805.98	259.36	282.44	541.79	259.36	282.44	541.79	216.13	235.36	451.50	129.68	141.22	270.90	
	Other	490	534	1024	490	534	1024	19600	96.06	104.61	200.66	28.82	31.38	60.20	28.82	31.38	60.20	24.01	26.15	50.17	14.41	15.69	30.10	
Semi-Permanent Sprinkler Irrigation System	S & M	4	4	8	4	4	8	36600	1.42	1.55	2.96	0.43	0.46	0.89	0.43	0.46	0.89	0.10	0.11	0.21	0.47	0.51	0.97	
	Other	0	0	1	0	0	1	36600	0.18	0.17	0.33	0.04	0.04	0.07	0.04	0.04	0.07	0.03	0.03	0.07	0.06	0.06	0.12	
Large Volume Sprinklers Irrigation (Rain Gun)	S & M	4	4	8	4	4	8	31600	1.23	1.33	2.56	0.37	0.40	0.77	0.37	0.40	0.77	0.09	0.10	0.18	0.40	0.44	0.84	
	Other	0	0	1	0	0	1	31600	0.14	0.15	0.29	0.03	0.03	0.06	0.03	0.03	0.06	0.03	0.03	0.06	0.05	0.05	0.10	
Total		19703	21457	41160	19701	21459	41161		12749.23	13883.80	26633.03	3736.36	4068.86	7805.21	3736.36	4068.86	7805.21	1442.86	1571.26	3014.12	6294.52	6854.68	13149.20	
Admin Cost									1397.97	1522.37	2920.34	637.48	694.19	1331.65	637.48	694.19	1331.65							
VAT									637.48	694.19	1331.65													
Total		19703	21457	41160	19701	21459	41161		14784.66	16100.36	30885.02	4373.82	4763.05	9136.86	5134.32	5591.23	10725.55	1442.86	1571.26	3014.12	6294.52	6854.68	13149.20	
Training Programme												138.14		138.14										
Grand Total		19703	21457	41160	19701	21459	41161		14784.66	16100.36	30885.02	4511.96	4763.05	9275.00	5134.32	5591.23	10725.55	1442.86	1571.26	3014.12	6294.52	6854.68	13149.20	



 Commissioner & Director of Horticulture
 Department of Horticulture
 Telangana Hyderabad

21

**FORMAT FOR ANNUAL ACTION PLAN 2015-16 as 50:50 (Central:State) funding pattern
On Farm Water Management (OFWM) - Telangana State Micro Irrigation Project (TSMIP)
A. Horticulture Crops**

State: Telangana

Technology	Category of farmers	Targeted Area(Ha)			Estimated No of Beneficiaries			Average unit Cost	Total Estimate Cost (Rs. in lakhs)			Sharing of amount among Central Govt., State Govt. and Beneficiaries (Rs. in lakhs)												
		DPAP	Non DPAP	Total	DPAP	Non DPAP	Total		DPAP	Non DPAP	Total	Share of Central Govt. / Assistance Sought from DAC			Mandatory State Govt. Share			Share of Beneficiary Contribution			Additional State Govt. Share, if any (Additional Subsidy by State Govt. to Beneficiaries)			
												DPAP	Non DPAP	Total	DPAP	Non DPAP	Total	DPAP	Non DPAP	Total	DPAP	Non DPAP	Total	DPAP
1	2	3	4	5	6	7	8	9	10	11	12	13	14	15	16	17	18	19	20	21	22	23	24	
Drip Irrigation System (Wide spaced crop)	S & M																							
	8m &	485	528	1013	485	528	1013	23500	121.17	131.95	253.13	36.35	39.59	75.94	36.35	39.59	75.94	8.67	9.44	18.11	39.80	43.34	83.14	
	4m to <8m	1723	1877	3600	1723	1877	3600	33900	610.06	664.34	1274.40	183.02	199.30	382.32	183.02	199.30	382.32	43.65	47.54	91.19	200.37	218.20	418.57	
	2m to <4m	517	563	1080	517	563	1080	58400	309.68	337.24	646.92	92.90	101.17	194.08	92.90	101.17	194.08	22.16	24.13	46.29	101.71	110.76	212.48	
	Other																							
	8m &	54	59	113	54	59	113	23500	13.46	14.66	28.13	3.03	3.30	6.33	3.03	3.30	6.33	2.69	2.93	5.63	4.71	5.13	9.84	
4m to <8m	191	209	400	191	209	400	33900	67.78	73.82	141.60	15.25	16.61	31.86	15.25	16.61	31.86	13.56	14.76	28.32	23.72	25.84	49.56		
2m to <4m	57	63	120	57	63	120	58400	34.41	37.47	71.88	7.74	8.43	16.17	7.74	8.43	16.17	6.83	7.49	14.33	12.04	13.11	25.16		
Drip Irrigation System (Closed spaced crop)	S & M																							
	1.2m to <1.2m	4593	5001	9594	4593	5001	9594	85400	3991.01	4346.18	8337.19	1197.30	1303.85	2501.16	1197.30	1303.85	2501.16	353.67	385.14	738.82	2194.33	2389.61	4583.94	
	Other	2585	2815	5400	2585	2815	5400	100000	2623.75	2857.25	5481.00	787.13	857.17	1644.30	787.13	857.17	1644.30	228.31	248.63	476.93	1388.08	1511.61	2899.69	
	1.2m to <1.2m	510	556	1066	510	556	1066	85400	443.45	482.91	926.35	99.78	108.65	208.43	99.78	108.65	208.43	109.84	119.61	229.45	239.79	261.13	500.92	
	<1.2m	287	313	600	287	313	600	100000	291.53	317.47	609.00	65.59	71.43	137.03	65.59	71.43	137.03	70.90	77.21	148.12	152.42	165.99	318.41	
Micro Sprinkler Irrigation System	S & M							58900																
	Other							58900																
Mini Sprinkler Irrigation System	S & M							85200																
	Other							85200																
Portable Sprinkler Irrigation System	S & M							19600																
	Other							19600																
Semi-Permanent Sprinkler Irrigation System	S & M							36600																
	Other							36600																
Large Volume Sprinklers Irrigation (Rain Gun)	S & M							31600																
	Other							31600																
Total		11003	11982	22985	11002	11984	22986		8506.30	9263.29	17769.59	2488.09	2709.51	5197.61	2488.09	2709.51	5197.61	860.33	936.89	1910.71	4356.99	4744.72	9101.71	
Admin Cost									934.99	1018.20	1953.19	425.32	463.16	888.48	425.32	463.16	888.48							
VAT									425.32	463.16	888.48													
Total		11003	11982	22985	11002	11984	22986		9866.61	10744.65	20611.26	2913.41	3172.68	6086.09	3423.08	3727.71	7150.79	860.33	936.89	1910.71	4356.99	4744.72	9101.71	
Training Programme												138.14		138.14										
Grand Total		11003	11982	22985	11002	11984	22986		9866.61	10744.65	20611.26	3051.55	3172.68	6224.22	3423.08	3727.71	7150.79	860.33	936.89	1910.71	4356.99	4744.72	9101.71	



 Commissioner & Director of Horticulture
 Department of Horticulture
 Telangana Hyderabad.

22

**FORMAT FOR ANNUAL ACTION PLAN 2015-16 as 50:50 (Central:State) funding pattern
On Farm Water Management (OFWM) - Telangana State Micro Irrigation Project (TSMIP)
B. Agriculture Crops**

State: Telangana

Technology	Category of farmers	Targeted Area(Ha)			Estimated No of Beneficiaries			Average unit Cost	Total Estimate Cost (Rs. in lakhs)			Sharing of amount among Central Govt., State Govt. and Beneficiaries (Rs. in lakhs)												
		DPAP	Non DPAP	Total	DPAP	Non DPAP	Total		Share of Central Govt. / Assistance Sought from DAC			Mandatory State Govt. Share			Share of Beneficiary Contribution			Additional State Govt. Share, if any (Additional Subsidy by State Govt. to Beneficiaries)						
									DPAP	Non DPAP	Total	DPAP	Non DPAP	Total	DPAP	Non DPAP	Total	DPAP	Non DPAP	Total	DPAP	Non DPAP	Total	
1	2	3	4	5	6	7	8	9	10	11	12	13	14	15	16	17	18	19	20	21	22	23	24	
Drip Irrigation System (Wide spaced crop)	S & M																							
	8m &	0	0	0	0	0	0	23500	0.00	0.00	0.00	0.00	0.00	0.00	0.00	0.00	0.00	0.00	0.00	0.00	0.00	0.00	0.00	
	4m to <8m	0	0	0	0	0	0	33900	0.00	0.00	0.00	0.00	0.00	0.00	0.00	0.00	0.00	0.00	0.00	0.00	0.00	0.00	0.00	
	2m to <4m	0	0	0	0	0	0	58400	0.00	0.00	0.00	0.00	0.00	0.00	0.00	0.00	0.00	0.00	0.00	0.00	0.00	0.00	0.00	
	Other																							
	8m &	0	0	0	0	0	0	23500	0.00	0.00	0.00	0.00	0.00	0.00	0.00	0.00	0.00	0.00	0.00	0.00	0.00	0.00	0.00	
Drip Irrigation System (Closed spaced crop)	4m to <8m	0	0	0	0	0	0	33900	0.00	0.00	0.00	0.00	0.00	0.00	0.00	0.00	0.00	0.00	0.00	0.00	0.00	0.00	0.00	
	2m to <4m	0	0	0	0	0	0	58400	0.00	0.00	0.00	0.00	0.00	0.00	0.00	0.00	0.00	0.00	0.00	0.00	0.00	0.00	0.00	
	S & M																							
	1.2m to <1.2m	3360	3660	7020	3360	3660	7020	85400	2920.25	3180.13	6100.38	876.08	954.04	1830.11	876.08	954.04	1830.11	258.78	281.81	540.60	1605.61	1748.49	3354.10	
	Other																							
	1.2m to <1.2m	373	407	780	373	407	780	85400	324.47	353.35	677.82	73.01	79.50	152.51	73.01	79.50	152.51	80.37	87.52	167.89	175.46	191.07	366.53	
Micro Sprinkler Irrigation System	S & M	47	52	99	47	52	99	58900	27.91	30.40	58.31	8.37	9.12	17.49	8.37	9.12	17.49	2.00	2.18	4.17	9.17	9.98	19.15	
	Other	5	6	11	5	6	11	58900	3.10	3.38	6.48	0.70	0.76	1.46	0.70	0.76	1.46	0.62	0.68	1.30	1.09	1.18	2.27	
Mini Sprinkler Irrigation System	S & M	4	4	8	4	4	8	85200	3.30	3.60	6.90	0.99	1.08	2.07	0.99	1.08	2.07	0.24	0.26	0.49	1.09	1.18	2.27	
	Other	0	0	1	0	0	1	85200	0.37	0.40	0.77	0.08	0.09	0.17	0.08	0.09	0.17	0.13	0.14	0.27	0.07	0.08	0.15	
Portable Sprinkler Irrigation System	S & M	4411	4803	9214	4411	4803	9214	19600	864.52	941.46	1805.98	259.36	282.44	541.79	259.36	282.44	541.79	216.13	235.36	451.50	129.68	141.22	270.90	
	Other	490	534	1024	490	534	1024	19600	96.06	104.61	200.66	28.82	31.38	60.20	28.82	31.38	60.20	24.01	26.15	50.17	14.41	15.89	30.10	
Semi-Permanent Sprinkler Irrigation System	S & M	4	4	8	4	4	8	36600	1.42	1.55	2.96	0.43	0.46	0.89	0.43	0.46	0.89	0.10	0.11	0.21	0.47	0.51	0.97	
	Other	0	0	1	0	0	1	36600	0.16	0.17	0.33	0.04	0.04	0.07	0.04	0.04	0.07	0.03	0.03	0.07	0.06	0.06	0.12	
Large Volume Sprinklers Irrigation (Rain Gun)	S & M	4	4	8	4	4	8	31600	1.23	1.33	2.56	0.37	0.40	0.77	0.37	0.40	0.77	0.09	0.10	0.18	0.40	0.44	0.84	
	Other	0	0	1	0	0	1	31600	0.14	0.15	0.28	0.03	0.03	0.06	0.03	0.03	0.06	0.03	0.03	0.06	0.05	0.05	0.10	
Total		8700	9475	18175	8699	9475	18175		4242.93	4620.51	8863.44	1248.26	1359.35	2607.61	1248.26	1359.35	2607.61	582.53	634.37	1216.89	1937.54	2109.96	4047.50	
Admn Cost									462.98	504.18	967.15	212.15	231.03	443.17	250.83	273.15	523.98							
VAT									212.15	231.03	443.17				212.15	231.03	443.17							
Total		8700	9475	18175	8699	9475	18175		4918.05	5355.72	10273.77	1460.41	1590.37	3050.78	1711.24	1863.52	3574.76	582.53	634.37	1216.89	1937.54	2109.96	4047.50	
Training Programme																								
Grand Total		8700	9475	18175	8699	9475	18175		4918.05	5355.72	10273.77	1460.41	1590.37	3050.78	1711.24	1863.52	3574.76	582.53	634.37	1216.89	1937.54	2109.96	4047.50	


 Commissioner & Director of Horticulture
 Department of Horticulture
 Telangana, Hyderabad